

活

細胞螢光標定利器—

PKH Fluorescent Cell Linker kits

百篇Paper驗證

產品特色

標定簡單又快速，可偵測立即之細胞增生現象。
 螢光穩定且持久，in vivo活細胞上最多可達100天。
 大部分的細胞皆適用。
 無細胞毒性，不會引發免疫反應，不影響Cell receptor
 及細胞生理功能。
 耐生理範圍pH變化，適合細胞長期追蹤監測。
 與其他螢光標定及染劑相容。
 適用於ex vivo，in vitro，in vivo監測。

PKH 螢光種類

螢光染劑名稱	顏色	Ex. max.	Em. max.	附註
PKH2	綠色	490 nm	504 nm	
PKH67	綠色	490 nm	502 nm	具有比PKH2長之aliphatic carbon tails，減低cell-cell transfer，適合short-to-medium term in vivo studies
PKH 26	紅色	551 nm	567 nm	適合long term, in vivo cell tracking
CellVue Claret	紅色 (遠紅外)	655 nm	675 nm	提供第二種紅色螢光選擇

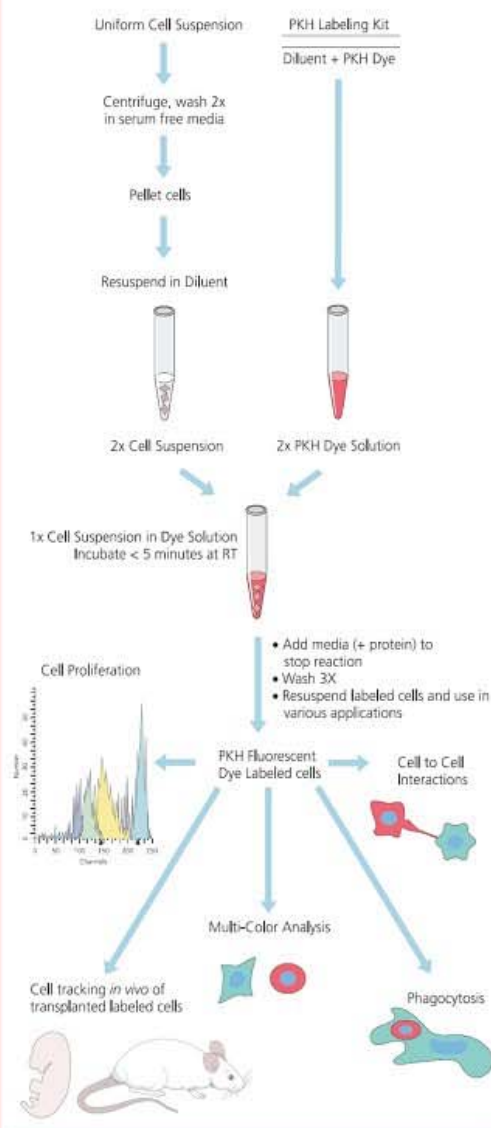
產品應用

Table 1 使用 PKH dye 監測細胞功能

<i>In vitro:</i>	<i>In vivo:</i>
Apoptosis (in conjunction with Annexin V-FITC)	Migration
Differentiation	Homing
Drug sensitivity/resistance	Engraftment
Cell-cell communication	Immune reconstitution
Antigen-driven proliferation	Proliferation
Conjugate formation, adhesion, and/or fusion	Growth control
Cellular cytotoxicity	Differentiation
Bystander killing	Embryogenesis
Antitumor immunity	Adhesion
Effect of vaccination on frequency of antigen specific precursors	Blood flow
Phagocytosis	Antitumor immunity
	Antigen presentation

操作流程

Standard Protocol for PKH Dye Labeling with Sigma Kits.



友和貿易股份有限公司
UNI-ONWARD Corp.
<http://www.uni-onward.com.tw>

◆台北: TEL: (02) 2600-6699 FAX: (02) 2600-0799

◆新竹: TEL: (03) 658-0508 FAX: (03) 658-0509

◆台中: TEL: (04) 2471-0035 FAX: (04) 2471-0045

◆嘉義: TEL: (05) 2238-001 FAX: (05) 2233-519

◆台南: TEL: (06) 242-5488 FAX: (06) 242-5472

◆高雄: TEL: (07) 347-7776 FAX: (07) 347-1245

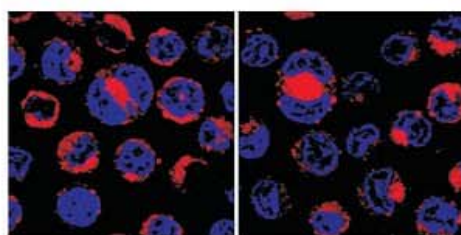
◆花蓮: TEL: (03) 836-0065 FAX: (03) 836-0075

◆客服專線: TEL: (02) 2600-0611

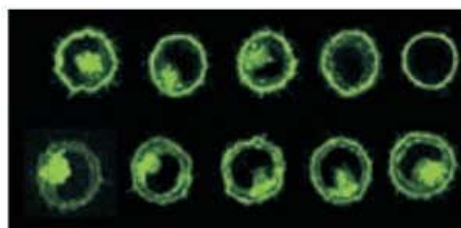
產品應用

Table 2 以 PKH 成功標定之細胞種類

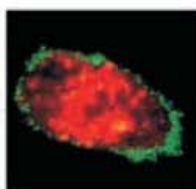
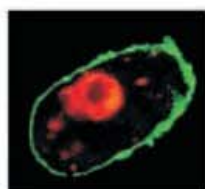
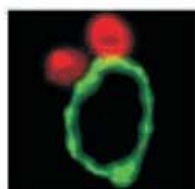
Hematopoietic cells: CD34 ⁺ stem cells, CFU-s, bone marrow transplant "facilitating cells", long term culture initiating cells, primitive progenitor cells, stromal cells Other blood cells: Erythrocytes, neutrophils, platelets	Bacteria, viruses, and parasites: <i>Bacillus subtilis</i> , <i>Haemophilus somnus</i> , <i>Leishmania donovani</i> , <i>Listeria monocytogenes</i> , <i>Plasmodium gallinaceum</i> , <i>Salmonella typhimurium</i> , <i>Schistosoma mansoni</i> , HIV, <i>Trichinella spiralis</i> , <i>Vibrio cholerae</i>
Immune cells: Lymphocytes, monocytes, macrophages, thymocytes, splenocytes, cord blood T cells, cytotoxic T cells, autoimmune T cells, NK cells, Langerhans and dendritic cells	Non-mammalian cells/organisms: <i>Dictyostellium discoideum</i> Newt lens-regenerating cells <i>Rana catesbeiana</i> (bull frog) red blood cells Zebrafish embryos
Other primary cells: Chick germ cells, embryonic cells, fibroblasts, epithelial cells, endothelial cells, leukemic blasts, mast cells, mesenchymal cells, myoblasts, neurons and neuronal precursors, smooth muscle cells	Plant Cells Protoplasts Phytoplankton
Cultured cells and cell lines: Hybridomas, T cell lines and clones, tumor cell lines (K562, HL60)	Miscellaneous particles: Erythrocyte ghosts Fluorocarbon emulsions Liposomes



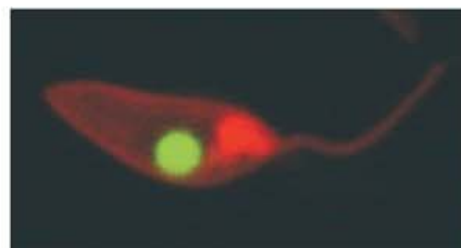
Dual Labeling with CellVue® Claret and DAPI.



PKH67 in L929 Cells



Confocal Assay for Phagocytosis. Macrophages labeled with FITC, and Malignant lymphocyte stained with PKH26



Leishmania donovani Labeled with PKH26

產品訊息

序號	編號	品名	包裝 (*)	價格
A1	PKH2GL	PKH2 Green Fluorescent Cell Linker Kit for General Cell Membrane Labeling	Kit(125次)	24,600
A2	PKH2PCL	PKH2 Green Fluorescent Cell Linker Kit for Phagocytic Cell Labeling	Kit(3800 injections)	24,600
A3	MINI26	PKH26 Red Fluorescent Cell Linker Mini Kit for General Cell Membrane Labeling	Kit(25次)	7,480
A4	PKH26GL	PKH26 Red Fluorescent Cell Linker Kit for General Cell Membrane Labeling	Kit(125次)	27,390
A5	PKH26PCL	PKH26 Red Fluorescent Cell Linker Kit for Phagocytic Cell Labeling	Kit(2000 injections)	27,390
A6	MINI67	PKH67 Green Fluorescent Cell Linker Mini Kit for General Cell Membrane Labeling	Kit(25次)	7,480
A7	MIDI67	PKH67 Green Fluorescent Cell Linker Midi Kit for General Cell Membrane Labeling	Kit(50次)	11,870
A8	PKH67GL	PKH67 Green Fluorescent Cell Linker Kit for General Cell Membrane Labeling(for in vivo studies)	Kit(125次)	27,390
A9	MINCLARET	CellVue Claret Far Red Fluorescent Cell Linker Mini Kit for general membrane labeling	Kit(25次)	7,290
A10	MIDCLARET	CellVue Claret Far Red Fluorescent Cell Linker Midi Kit for general membrane labeling	Kit(50次)	12,300
A11	CGLDIL	Diluent C For general membrane labeling	6X10ML	6,386

*包裝：(labeling reaction或injection次數。“一次”是以標定 2×10^7 細胞來估算，或以注射於20g小鼠來估算)

友和關 您做實驗辛勞的雙手！

自即日起至 99年6月30日止，購買上列任一螢光標定試劑組，就 送 護手霜一條！